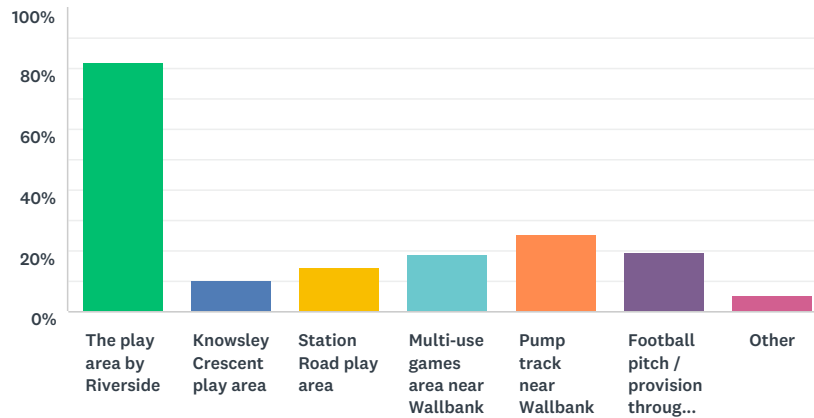


## Q1 Do you currently use any of the current play facilities in Whitworth? Please tick all that apply:

Answered: 225 Skipped: 21



ANSWER CHOICES	RESPONSES
The play area by Riverside	81.78% 184
Knowsley Crescent play area	10.67% 24
Station Road play area	14.67% 33
Multi-use games area near Wallbank	19.11% 43
Pump track near Wallbank	25.33% 57
Football pitch / provision through the town	19.56% 44
Other	5.33% 12
Total Respondents: 225	

#	IF YOU HAVE SELECTED 'OTHER' THEN PLEASE ADD DETAILS HERE:	DATE
1	Healey Dell Nature Reserve	3/29/2019 8:15 PM
2	Grandchildren use this park but it's not big enough	3/29/2019 6:54 PM
3	Small park in front of Britania primary school	3/8/2019 8:08 PM
4	The Cycle Track	3/8/2019 4:23 PM
5	The areas you have marked A and B on the map are areas which have are the green area which abuts to Healey Dell nature reserve. The nature reserve ends at the boundary with Rossendale, but the continuing Rossendale part of the valley is part-funded by Rossendale to allow the Ranger to tend it. The meadows in this area have been planted with wild-flowers to help our butterflies, bees, and other insects to survive. This was done by using two separate grants - one was for helping the meadows to survive and we had a course on grass species here.. the other was to plant the wild-flowers and several events were held to encourage local people to appreciate the area. The rather 'wild' sloping meadow of A has been deliberately left with Reed Canary Grass upon it because a survey found that very many butterfly species use this and the ground flora to nectar upon... the very nature of this area helps prevent it being over-run with dogs and their owners, and the tall grasses protect valuable and delicate insect species. The bridle track skirts the edge of this area and so it's a place where horses are not frightened - as they approach the main road at the top. At the foot of the meadow is a dipping mound for use by school groups and the like. We are always hope to encourage children to care for the countryside and treat it with respect. It is foolish in the extreme to suggest a children's playground be put in these areas.. There is no decent provision for parking, except just of the main road near the 'pit-stop' which is always full of cars from people stopping for food, and they generally also have to park along the main road as overspill. There are surely better areas to put a children's playground where their parents can park close by or watch over them from adjacent housing.	3/6/2019 12:23 PM
6	None	2/26/2019 9:03 AM
7	Healey Dell Nature Reserve and Cowm Reservoir	2/10/2019 11:26 AM
8	Foster Carer who may use when age appropriate children in place.	2/9/2019 12:38 PM
9	Townley park Burnley Bacup park	2/9/2019 8:50 AM

## Whitworth Play - Survey

10	None	2/8/2019 2:59 PM
11	Brittania school	2/8/2019 2:25 PM
12	Waingap a piece of land owned by Whitworth Town Council. It is situated just off Whitworth Rake (on the way up to Lobden Golf Club)	2/7/2019 10:22 AM
13	We travel to other play areas.	2/1/2019 11:56 AM
14	We go for walks around the res and also through Healey dell a lot. Although not play areas, they are great for walking and having fun with the little ones.	1/31/2019 10:15 PM
15	From my viewpoint I feel given there over more than 500 very small and young children all of whom live on the Wallbank Estate in Whitworth and given they have no play-park within this area of Whitworth, I feel that all our very young children and their families are currently missing out, and given that most of the funding being provided is from the Orama Estate development which abutts the Wallbank Estate in Whitworth, I now sincerely hope that the good people of the Wallbank Estate in Whitworth will show their support for this much needed children's play-park on the Wallbank Estate in Whitworth. Yours sincerely Mr R Neal	1/31/2019 6:24 PM
16	None, but as a resident it would be nice for more activity space for children and Thier families.	1/31/2019 6:10 PM
17	However both my children are much too big for it now at 8 and 12.	1/31/2019 4:02 PM
18	None as not suitable for my daughter	1/31/2019 2:23 PM

## Q2 Do you have any thoughts or comments you would like to share about these facilities?

Answered: 146 Skipped: 100

#	RESPONSES	DATE
1	All of the existing facilities listed show signs of poor maintenance, vandalism and whilst providing facilities could also be considered as a blight upon the area	9/27/2019 11:16 AM
2	good	3/29/2019 8:47 PM
3	pump track destroyed in rain	3/29/2019 8:44 PM
4	Not really good	3/29/2019 8:43 PM
5	Need to redo the track	3/29/2019 8:40 PM
6	Park is really small and needs updating	3/29/2019 8:35 PM
7	Riverside with small with only young childrens swings	3/29/2019 8:35 PM
8	John Street pitch is in bad condition	3/29/2019 8:34 PM
9	Excellent	3/29/2019 8:13 PM
10	The station road play area is poor. Riverside only good for small children.	3/29/2019 7:57 PM
11	These are mainly aimed at pre school children	3/29/2019 7:52 PM
12	Pump track good, games a little old, football pitch (old rugby) not even mowed any more	3/29/2019 7:50 PM
13	Valuable play areas to walk to	3/29/2019 7:40 PM
14	Riverside is too young for my 7 year old. Wallbank is always dirty.	3/29/2019 7:38 PM
15	None of them are cared for, all need work and upkeep	3/29/2019 7:35 PM
16	Too young at Riverside. Too dirty / full of teenagers at Wallbank	3/29/2019 7:32 PM
17	Need equipment for older children	3/29/2019 7:31 PM
18	Because Whitworth in linear, we simply need more spaces spread through the valley	3/29/2019 7:27 PM
19	Play area at Riverside is only for young children and is too small. Pump track and multi use games area in a bit of a secluded area.	3/29/2019 7:23 PM
20	Could benefit from being bigger with more to play on	3/29/2019 7:17 PM
21	There is not a great deal of equipment at these facilities	3/29/2019 7:12 PM
22	Swings are not very good, not much there for older children to play on	3/29/2019 7:09 PM
23	The Riverside park is only suitable for toddlers and there is very little at the station road park which is also only suitable for toddlers	3/29/2019 7:07 PM
24	As the town caretaker I am very familiar with these sites. Station Road very underused. Multipark at Wallbank abused should not have been built there. Pump track also started to be vandalised.	3/29/2019 6:51 PM
25	My children have outgrown the park at the Riverside, there's not much for older children in the town	3/9/2019 7:08 PM
26	Unfortunately, my daughters are too big to play on the Riverside play area now.	3/9/2019 1:56 PM
27	Good little park but could be made a lot better for older children.	3/9/2019 9:11 AM
28	Not much of a range for younger children	3/9/2019 9:10 AM
29	The one at the riverside is just a small playground,not for older ones and the older ones want somewhere to go to,the bike pump track and ball park near walbank is out of the way and I wouldn't even let my teenage son go there on his own.	3/9/2019 7:47 AM
30	They are desperately needed to entertain the young in Whitworth, it is an incredibly young family orientared town with very little facilities. Thank you for considering this potential new area for our children	3/9/2019 12:38 AM
31	Not enough facilities on the play grounds.	3/8/2019 11:48 PM
32	The riverside play area is great but not big enough to truely run around.	3/8/2019 10:55 PM
33	Make it for kids not teenagers!!!	3/8/2019 10:55 PM
34	Site A would be the better option.	3/8/2019 10:20 PM
35	Lacking in play items for children over 5	3/8/2019 9:37 PM
36	This would be an amazing idea as the park at the Riverside is for toddlers only	3/8/2019 9:35 PM

## Whitworth Play - Survey

37	Riverside park is too small and not enough variety	3/8/2019 8:24 PM
38	Very small, no space to run around and explore	3/8/2019 8:08 PM
39	Just not big enough, if a few children are there it turns you away	3/8/2019 6:44 PM
40	Needs replacing	3/8/2019 4:35 PM
41	My children are older now but my concern is how well the parks we have are being maintained.	3/8/2019 4:23 PM
42	Station Road play area very poor and very limited.	3/7/2019 9:53 PM
43	We no longer have young children. The facilities for younger children seem very basic compared with those in other communities I have lived in.	3/6/2019 10:07 PM
44	I believe these facilities need to be placed where there is ample parking close to it, and where housing overlooks it - either all round, or in part, to help against vandalism, and to prevent undesirables from watching or approaching children.	3/6/2019 12:23 PM
45	Too small and run down	3/1/2019 6:39 PM
46	It has a car park next to it, we can call after swimming or when we attend a function in Riverside, near the main road, not isolated so the older children are safe on their own.	3/1/2019 11:38 AM
47	We have stopped going now as it is usually taken over by youths.	2/26/2019 7:47 PM
48	They are rubbish	2/26/2019 9:03 AM
49	Larger area needed. More choice of equipment.	2/26/2019 8:24 AM
50	Although it is a useful facility it lacks variety and is only small in size. Plus its a little far out so would welcome the sites proposed at A and B.	2/25/2019 1:07 PM
51	Not large enough	2/21/2019 9:47 PM
52	Children need specific play areas with traditional parks with slides swings climbing frames etc	2/21/2019 8:51 PM
53	Not enough on the parks & also they are not maintained enough	2/21/2019 8:44 PM
54	Not suitable for older children	2/21/2019 8:40 PM
55	They are great but other than the riverside ther are none for younger children.	2/19/2019 11:41 AM
56	Riverside play area needs updating. Its fine but small.	2/18/2019 10:04 PM
57	The pump track and multi-use area near Wallbank is not suitable for young kids walking through it.	2/16/2019 9:05 PM
58	The parks are nowhere near as good as those outside of Whitworth. I would rather travel to a further destination to enjoy facilities elsewhere. Also, I do not want to use the facilities off Wallbank, as it is always full of inconsiderate teenagers who swear around children.	2/16/2019 9:57 AM
59	Maybe utilise the field at the top of coppice drive/Lobden?	2/15/2019 7:28 PM
60	Relatively good level of provision and range of facilities for the size of sace. Poorly maintained (painting etc) and very slippy in places when wet, especially in the area around the slide. Not safe to allow young children to run around as a result.	2/14/2019 8:19 AM
61	The one at the riverside needs more things on it and stuff for older children	2/13/2019 12:35 PM
62	Need something for the older children. Junior and high school age.	2/13/2019 10:15 AM
63	Not very good for 1 year old, teenagers on riverside one, glass at Knowsley	2/13/2019 4:44 AM
64	Knowsley Crescent play area has only a few apparatus suitable for small children. The Riverside play area is only for young children.	2/12/2019 9:43 PM
65	The Riverside play area is far too small.	2/12/2019 9:15 PM
66	Natural environment	2/12/2019 6:27 PM
67	Dirty. Fag ends.	2/12/2019 4:31 PM
68	Not adequate for children over the age of 5-6. Too small	2/12/2019 2:04 PM
69	Riverside good for little ones but inadequate for older children	2/12/2019 1:21 PM
70	Good range of equipment	2/12/2019 12:45 PM
71	Small playground limited fur under 5's nothing much firbilder children and zero provision for disabled children .	2/12/2019 6:55 AM
72	knowsley crescent park could do with alot more as it has a big area but hardly anything on it for the kids i would like to see a more up to date park with plenty of varioty	2/11/2019 10:08 PM
73	Need swings for older children	2/11/2019 3:10 PM
74	More central to whitworth and in keeping with the surrounding I think would be best.	2/10/2019 2:48 PM
75	The play are by the Riverside is too small	2/10/2019 2:25 PM

## Whitworth Play - Survey

76	Facilities currently cater for 0-6 year olds or over 10's and not much for children in between them ages as they are too big for park equipment but not big enough for pump track and the kick pitch is just a pitch and not much for children to do if they don't like ball games.	2/10/2019 11:26 AM
77	The only play area available at the centre of Whitworth is a play area next to the riverside. This is for very young children and therefore leaves older children (above an age in which they can fit into the toddler swings) without a play area; swings, climbing frame etc.	2/10/2019 12:42 AM
78	Shame that the older children take over the children's play area	2/9/2019 9:01 PM
79	There could be more for children	2/9/2019 7:37 PM
80	No	2/9/2019 7:24 PM
81	Fav	2/9/2019 7:23 PM
82	The facilities are ok but not much for the children to play on.	2/9/2019 7:19 PM
83	I use the play area by the riverside but not much on there (only 2 baby swings and no other swings). Also could do with some toilets and cafe/ would certainly make me more likely to use the play area.	2/9/2019 1:40 PM
84	Much needed!	2/9/2019 12:38 PM
85	We need a big play area that is suitable for all ages.	2/9/2019 11:38 AM
86	The Riverside is only suitable for very small children. Knowsley crescent Park is small and isn't worth driving or walking to from central Whitworth.	2/9/2019 11:15 AM
87	Be nice if the civic one was done with a few extra bits added or updated	2/9/2019 9:34 AM
88	The current parks are only suitable up to age 8, older children need something they can play on, climbing frames, larger swings etc.	2/9/2019 8:54 AM
89	No	2/9/2019 8:51 AM
90	This would bring a whole new lease of life to Shawforth.	2/9/2019 8:50 AM
91	They are all a bit dated	2/9/2019 6:41 AM
92	Too small to facilitate the needs of the community	2/8/2019 10:50 PM
93	Accessable playground also location no point being out of whitworth better being more central so not 40 min walk for some just to get to (sites A and B better choice than shawforth site)	2/8/2019 10:08 PM
94	We need more for the younger ones on Wallbank. A park would be fantastic on the land behind wallbank drive, eastgate and fairway	2/8/2019 9:25 PM
95	We need an area which can be well maintained by the local town council.	2/8/2019 8:03 PM
96	No	2/8/2019 6:53 PM
97	We definitely need something like this	2/8/2019 6:12 PM
98	No	2/8/2019 2:59 PM
99	The kick pitch and bike track is not suitable for young children, there isn't much in whitworth which is suitable for toddlers.	2/8/2019 2:28 PM
100	Need to be well lit and CCTV to stop or deter yobs vandalising parking should be considered	2/8/2019 2:25 PM
101	Much needed!	2/8/2019 1:00 PM
102	It would be best suited near the pump track, excellent for visitors to walk around Healey Dell and take in the nature.	2/8/2019 12:29 PM
103	We would enjoy the use of another play area in the valley.	2/8/2019 11:24 AM
104	Plenty of slides and swings, baby friendly play things too. ALso things tha make noise and maybelline a sand and water part	2/8/2019 11:22 AM
105	All these facilities are either unsafe for children, especially station road's facility. They're all took over by teenagers, who have a lack of places to go. You need to invest in a bigger and better park suitable for all ages, there is evidently enough land in whitworth to build a park for the youths.	2/8/2019 10:54 AM
106	Need updating/ painting etc	2/4/2019 11:25 AM
107	No	2/4/2019 10:21 AM
108	Non of the above sites are not suitable for children and the majority of the children in the village. The land in the middle Lancashire cc dont want any development to protect them selves for future. The land at the top of the village is to secluded and no parking. The land in the sell is the same. The park needs to be included in the new development at the rear of wall bank inbetween the two biggest sites. Make the new developer's pay for it.	2/3/2019 11:35 AM
109	John St pitch needs to be improved and brought up to standard to play football	2/2/2019 3:55 PM
110	The one at the Riverside us great, Station Road is very run down with a heavy gate which is difficult to push a pram through	2/2/2019 1:46 PM
111	Never repaired or looked after.	2/2/2019 10:24 AM

## Whitworth Play - Survey

112	My children are too old for the parks. When they have used the pump track there have been lots of older kids hanging around, which has put them off.	2/1/2019 11:56 AM
113	very poor for a town of Whitworths Size	2/1/2019 11:32 AM
114	I think it needs to be a play area large enough to allow many kids to play the riverside one is too small also the facilities need to appeal to a wide range of ages not just very young as i find the riverside one does x	2/1/2019 8:07 AM
115	Often dirty and in need of a jet wash.	1/31/2019 10:57 PM
116	It's too small, especially when the nearby school comes out. There are some facilities I consider dangerous ie. a climbing frame with a couple of potential drops that could injure a toddler. However I do appreciate that it exists!	1/31/2019 10:24 PM
117	The riverside park isn't big enough. It doesn't have a lot of variation.	1/31/2019 10:15 PM
118	The safety gates/surrounding wall is important.	1/31/2019 9:50 PM
119	Yes. They are all far to small and in need of updating (especially Knowsley and Station Rd).	1/31/2019 8:58 PM
120	Need improving	1/31/2019 7:54 PM
121	Play area at riverside whitworth is too small, it caters only for younger children and is largely occupied by ignoramus teenagers and because its so small unfortunately there is little room for sharing the space	1/31/2019 7:10 PM
122	Good for young children	1/31/2019 7:07 PM
123	Riverside play area has limited space and is only age appropriate for younger children. Pump track is great. Station road play area is a relic of the past!!! Very limited and just used as a stop off when coming out of Healey Dell.	1/31/2019 6:56 PM
124	Need to ensure that the area is fenced off for safety. No dogs allowed in play areas. Plenty of bins provided including dog waste bins. Possibility of a public toilet or hand sanitation area.	1/31/2019 6:10 PM
125	The play equipment at station road needs improving and adding too. The river side needs some play equipment for older children or provision elsewhere as it's currently aimed at pre schoolers. The pump track is a great facility as is multi sports court but additional areas for teens in other locations would help.	1/31/2019 6:04 PM
126	far inferior to other playgrounds within half an hour drive. Very small	1/31/2019 5:44 PM
127	It's the closest to us and is very small with not a lot for toddlers to play on	1/31/2019 5:30 PM
128	The park at station road needs updating	1/31/2019 5:13 PM
129	Well maintained	1/31/2019 5:09 PM
130	The best play facility currently in Whitworth is the Riverside play area although the equipment is for quite young children (and my two are only 8 and 6!) We have used the pump track on about 2 occasions but prefer to go to stubby Lee as we have often felt unwelcome there by older youths hanging around and people using it for motorbikes. I have never used Knowsley play area as it feels like it is just for the people who live around it and i have never seen the muga used for sport, often just groups of teenagers hanging around.	1/31/2019 5:05 PM
131	Riverside park very small and gets overcrowded quite often .	1/31/2019 4:43 PM
132	No	1/31/2019 4:28 PM
133	The facilities at the Riverside are very small and do not cater for the school age children,	1/31/2019 4:18 PM
134	Ideal in the Dell as people come for the nature reserve too and could combine both and have a picnic. Would attract visitors to the area.	1/31/2019 4:02 PM
135	A lovely little park for babies and small children but could do with expansion as children get older... eg my youngest is 16 months and eldest 12 if there was something they could all do together on the one site would be great	1/31/2019 3:38 PM
136	The facilities are dated and only cater for younger children. We live over the road from station road and desperately need provisions for families walking in the dell to take a pit stop with their children.	1/31/2019 3:25 PM
137	Too small	1/31/2019 3:22 PM
138	Think the facilities are well used by local people so a new play area would be great also	1/31/2019 3:19 PM
139	Riverside play facility is very small and unexciting	1/31/2019 3:01 PM
140	Pump track already needs maintenance work done	1/31/2019 2:50 PM
141	It's too small and not enough there for kids to play with or on definitely needs a bigger park with slides, sandpits etc..	1/31/2019 2:43 PM
142	Would like to see more provisions for children aged 3 and under	1/31/2019 2:33 PM
143	Site b anything like townley nuttals Park would be amazing with parks zip wires and nature trails etc	1/31/2019 2:23 PM
144	Way too small and not enough equipment for my 4yo to play with.	1/31/2019 2:11 PM

## Whitworth Play - Survey

---

145	A nice little park though limited if busy	1/31/2019 2:10 PM
146	They are OK - not brilliant	1/30/2019 5:11 PM

---

### Q3 If you travel outside of Whitworth to use play facilities, where do you go and why?

Answered: 182 Skipped: 64

#	RESPONSES	DATE
1	Variety of play equipment and settings, linked to other facilities not just play equipment such as brockholes	9/27/2019 11:16 AM
2	Falinge park is big with trampolines	3/29/2019 8:48 PM
3	bacup	3/29/2019 8:47 PM
4	Townley park has better things	3/29/2019 8:43 PM
5	Brittan cause its not trashed	3/29/2019 8:40 PM
6	Soccer factory for astro turf pitches	3/29/2019 8:34 PM
7	Yes - there are lots of others with better facilities	3/29/2019 8:27 PM
8	Falinge park	3/29/2019 8:24 PM
9	Heywood	3/29/2019 8:23 PM
10	Townley park, Todmorden park because they have cafes and space to go for a walk too	3/29/2019 8:22 PM
11	Thompson park Burnley	3/29/2019 8:17 PM
12	Queens park, Broadfield park, Derenhurst park for freshair and exercise	3/29/2019 8:15 PM
13	National trust or play centres	3/29/2019 8:13 PM
14	Queens park	3/29/2019 8:01 PM
15	Falinge park, Queens park - they have better equipment for older children.	3/29/2019 7:57 PM
16	Stubbylee Park, Sharneyford Playground, Britannia School	3/29/2019 7:54 PM
17	Queens park, Todmorden park have equipment for older children	3/29/2019 7:52 PM
18	Burnley, Todmorden, Rochdale are signifucantly better quality and palk walks etc	3/29/2019 7:50 PM
19	Todmorden park	3/29/2019 7:45 PM
20	Queens park, Falinge park	3/29/2019 7:44 PM
21	Queens park, Todmorden park	3/29/2019 7:42 PM
22	Queens park, Townley park, Todmorden park, Stubbylee park	3/29/2019 7:40 PM
23	Queens park, Tod park for the young childrens bike track (like a road)	3/29/2019 7:38 PM
24	Todmorden park is clean and has good parking	3/29/2019 7:35 PM
25	Queens park / Tod park	3/29/2019 7:32 PM
26	Queens park, Townley park	3/29/2019 7:31 PM
27	Bacup is better for older children	3/29/2019 7:29 PM
28	Roachdale - Falinge park and occassionally Springfield park	3/29/2019 7:27 PM
29	Queens park, Todmorden park, Whittaker park. They all have more facilities which cover a good range of things for all ages of children	3/29/2019 7:23 PM
30	Todmorden park, Queens park Heywood, Stubbylee park	3/29/2019 7:17 PM
31	Tod park is bigger and better. Stubbylee park, they have bigger swings.	3/29/2019 7:14 PM
32	Townley park, Todmorden park, Weir park. The equipment suits my children better and there is more to do there.	3/29/2019 7:12 PM
33	Queens park, other parks as not a great deal to keep the children occupied for a long period of time in Whitworth	3/29/2019 7:09 PM
34	Stubbylee - better park for older children and also for the skate park. Falinge park - more suitable for older children	3/29/2019 7:07 PM
35	Go to Littleborough and Rochdale. Adventure playground opposite Falinge school in the park.	3/29/2019 7:01 PM
36	Heywood Queens Park because good car park and more adventurous kit	3/29/2019 6:54 PM
37	Burnley rownkey park, Todmorden park, more facilities for older children	3/9/2019 7:08 PM
38	I sometimes go to Falinge Park.	3/9/2019 1:56 PM



## Whitworth Play - Survey

39	Bacup park as it has more for the children to play on. Queens park as the park is huge and the surroundings are lovely.	3/9/2019 9:11 AM
40	Queens park, more of a range of things to do	3/9/2019 9:10 AM
41	We go Queen's Park or Tod park because they have more things for the older children to play and do.	3/9/2019 7:47 AM
42	Queen's Park heywood Rochdale, or Falinge Park Rochdale, both big play areas with lots of surrounding nature and greenery	3/9/2019 12:38 AM
43	Townley park or Todmorden park. More facilities at these parks. More games and things to play on.	3/8/2019 11:48 PM
44	Rochdale, rawtenstall and Bolton as the parks are bigger. There isn't much in Whitworth for the children to play on.	3/8/2019 11:03 PM
45	Todmorden park, townley park, stubby lee park, bigger selection for kids to play on.	3/8/2019 10:55 PM
46	Alexander park springfield park	3/8/2019 10:55 PM
47	Springfield park because the park is fab and has something for all ages	3/8/2019 10:46 PM
48	Falinge Park.	3/8/2019 10:20 PM
49	Queen's Park Heywood, townley park, wider range of play facilities	3/8/2019 9:37 PM
50	Everywhere because there are so many different places to visit	3/8/2019 9:35 PM
51	Queen's Park in heywood, harehill Park in littleborough and todmorden Park	3/8/2019 8:24 PM
52	Todmorden Park. Great facilities for the younger age range and a nice small cycle park, areas to sit and have a picnic	3/8/2019 8:23 PM
53	Todmorden park as it has a bike track, lots of open space, playing fields and gardens Townley park lots of open space, tarmaced paths	3/8/2019 8:08 PM
54	Falinge park, great space plenty for children to choose from, also Queen's Park lovely space lots of different things, great for dogs too and a lovely shop	3/8/2019 6:44 PM
55	N/A	3/8/2019 4:23 PM
56	Todmorden Park and Queen's Park, Heywood. Zip wire at Todmorden. Fitness equipment at Heywood and generally better facilities as both are park land with facilities for walking and other activities.	3/7/2019 9:53 PM
57	not applicable	3/6/2019 12:23 PM
58	Todmorden big open space for bikes, scooters. well maintained and clean. Queens Park same as above	3/1/2019 6:39 PM
59	We go to Quenn's park in Heywood because it has a big play and picnic area with good facilities (coffee shop,toilets, parking) We also like the play area in Townley Park in Burnley because it has something for all the age groups. (We have four children: 17, 15, 12, 10 of whom one is disabled and a nephew 2 years old)	3/1/2019 11:38 AM
60	Queens park in Heywood. It's suitable for a range of ages and well maintained.	2/26/2019 7:47 PM
61	Springfield Park, Falinge Park, Queens Park	2/26/2019 9:03 AM
62	Todmorden park and Townley park. More equipment and enclosed open space.	2/26/2019 8:24 AM
63	Littleborough, rochdale, Burnley- more choice and more facilities	2/25/2019 6:46 PM
64	Larger parks with more facilities but we would love to keep it local	2/25/2019 1:07 PM
65	Bacup, Fal inge as larger and more varied	2/21/2019 9:47 PM
66	Stubblelee Park Todmorden park	2/21/2019 8:51 PM
67	Tod Park falinge Park Manchester road bike track	2/21/2019 8:44 PM
68	falinge park, Heywood queens park - better facilities	2/21/2019 8:40 PM
69	Falinge park queens park only when we can go on the bus as ther is more for younger children	2/19/2019 11:41 AM
70	Towneley Park, Falinge Park, Stubblelee Park, Todmorden, Heaton Park, Queens Park, Springfield Park, Chadderton Park. We have two young children. We go somewhere almost every weekend. All of these parks have more facilities, catering for children of all ages and some have places providing food and drinks.	2/18/2019 10:04 PM
71	I go waterfoot because there are parks near the housing estate and near the towncentre for you children to be able to play without getting very tired by just walking up there.	2/16/2019 9:05 PM
72	Queens Park, Heywood. Amazing play area for young children and older children. Cafe. Toilets. Parking.	2/16/2019 9:57 AM
73	Bacup park & Towneley park. Great facilities with a cafe. Also great views and scenery.	2/15/2019 7:28 PM

## Whitworth Play - Survey

74	Hollingworth Lake Hare Hill Park, Littleborough Whittaker Park, Rawtenstall Heywood Park Townley Park, Burnley All the above play facilities are very well designed and have extensive equipment	2/15/2019 3:31 PM
75	Queens Park, Rochdale - good range of facilities and park	2/14/2019 8:19 AM
76	Not really as we use public transportation.	2/13/2019 12:35 PM
77	Todmorden and Townley for the zip wire	2/13/2019 10:15 AM
78	Various places other than Whitworth. Whitworth has zero play facilities for babies. No soft play, toddler groups clunky and unwelcoming	2/13/2019 4:44 AM
79	Todmorden Park Queens Park Because they are safe have great facilities and have a cafe and toilets.	2/12/2019 9:15 PM
80	Heywood to visit cafe too	2/12/2019 6:27 PM
81	Burnley. Much more to offer.	2/12/2019 4:31 PM
82	Townley park at Burnley. Whitworth's facilities are pants	2/12/2019 2:04 PM
83	Parks in Rochdale Heywood and Falinge park as play equipment more suited to older children (7 years)	2/12/2019 1:21 PM
84	Queen's Park, Townley park Better equipment and isn't full of teens stopping younger children from playing	2/12/2019 12:45 PM
85	Falinge park nearest decent sized park with picnic areas and nice playgrounds for all ages	2/12/2019 6:55 AM
86	n/a	2/11/2019 10:08 PM
87	Yes I go to Bacup or Rochdale as they have bigger parks with lots more facilities	2/11/2019 3:10 PM
88	Play area in Norden, Springfield park, Townley park. No suitable play areas in Whitworth so end up travelling to other areas	2/11/2019 7:21 AM
89	Bacup park there is walking areas skate park and a play park so we can spend a few hours there	2/10/2019 9:41 PM
90	Todmorden park. It has a nice big open space and the play area as well as a bike track. Harehill park in Littleborough. I like that it has 2 separate play areas, one for older children and one for younger children.	2/10/2019 2:25 PM
91	Queens Park in Heywood Todmorden Park Townley Park Falinge Park All are wonderful parks lots of facilities for children of all ages.	2/10/2019 11:26 AM
92	Springfield park- tennis courts. Large swings, climbing frame. Bacup/Stubbly Lea? Park; large number of swings, slide, roundabouts, skateboarding provisions.	2/10/2019 12:42 AM
93	Heaton Park. A lot better play areas. More green land.	2/9/2019 11:32 PM
94	Falinge park Queens park as better facilities than Whitworth	2/9/2019 9:01 PM
95	Townley park as it's a lovely park to go for a nice walk and then take the children on the park.	2/9/2019 7:55 PM
96	Park up Bacup and Queens park, Heywood, the play areas have ample space and various things to do	2/9/2019 7:42 PM
97	Haslingden indoor play area, it's clean.	2/9/2019 7:37 PM
98	No	2/9/2019 7:24 PM
99	Falinge park. A lot bigger and better	2/9/2019 7:23 PM
100	Springfield Park, great play area which caters for all ages lovely walk around the park as well and also lots of places to sit and have a picnic.	2/9/2019 7:19 PM
101	Chadderton Park, Queens Park. Bigger play area with cafe/toilet facilities	2/9/2019 1:40 PM
102	Falinge Park	2/9/2019 11:38 AM
103	Falinge Park. Large park with multiple entertaining activities and you can enjoy a nice walk round the park.	2/9/2019 11:15 AM
104	Todmorden Hebden bridge Heywood Facilities are 100% better than we have locally	2/9/2019 11:01 AM
105	Burnley Townley park large area multi use cafe Tod park large areas	2/9/2019 9:34 AM
106	I used to take my children to Todmorden park, they liked the zip wire and the climbing frame and large swings	2/9/2019 8:54 AM
107	I don't	2/9/2019 8:51 AM
108	Burnley	2/9/2019 8:50 AM
109	We go to Townley Park and Queens Park. They are well maintained, large play areas.	2/9/2019 7:29 AM
110	Any other park as there are more options and facilities	2/9/2019 6:41 AM
111	Townley park and Queens park. Because they are big with lots of parking and good facilities could spend hours at them.	2/9/2019 5:06 AM

## Whitworth Play - Survey

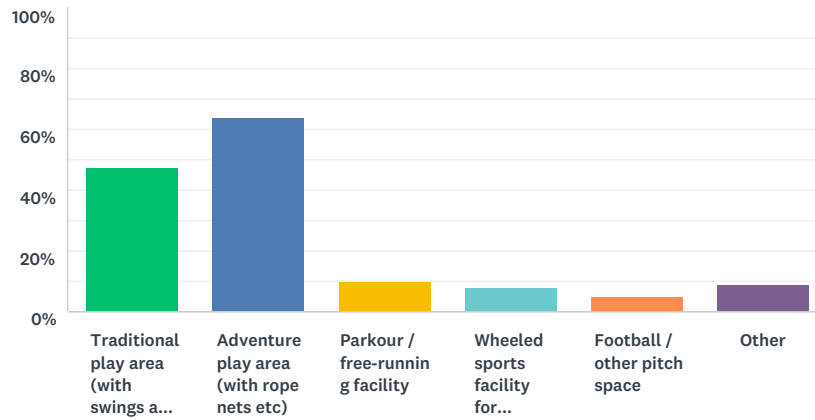
112	Falinge park because lots to climb on and different activities. Sand. Music. Nice to spend a few hours there having fun.	2/9/2019 3:52 AM
113	Bacup Park	2/8/2019 11:15 PM
114	Falinge Park	2/8/2019 10:50 PM
115	Lots of places that are safe and clean	2/8/2019 10:09 PM
116	Go Falinge park for the various play areas n picnic areas	2/8/2019 10:08 PM
117	Queens park springfield park They are bigger and better equipped	2/8/2019 9:25 PM
118	Todmorden. Beautiful park and play area	2/8/2019 8:03 PM
119	Springfield park. Better facilities with more space	2/8/2019 7:37 PM
120	We dont	2/8/2019 6:53 PM
121	Queens park Heywood Stubby lee park bacup	2/8/2019 6:12 PM
122	N/a	2/8/2019 2:59 PM
123	Bacup or Queen's Park, more space for children to run around and explore	2/8/2019 2:28 PM
124	Heaton Park,	2/8/2019 2:25 PM
125	Falinge Park Springfield Park Queens Park	2/8/2019 1:59 PM
126	Bacup park,nice to walk around the area	2/8/2019 1:35 PM
127	Todmorden Park - great open space with bike track Occasionally go to Stubbylee	2/8/2019 1:00 PM
128	Townley Park in Burnley as it also has lovely walks/surrounding areas.	2/8/2019 12:29 PM
129	Todmorden park, good size facilities.	2/8/2019 11:24 AM
130	Littleborough tod Park or failinge park	2/8/2019 11:22 AM
131	Queen's Park. I go here because it's entertaining for all my children and it's a lovely walk.	2/8/2019 10:54 AM
132	Ball pools and large parks for mixed ages of children	2/8/2019 10:50 AM
133	Soft play centres, trampoline, swimming.	2/4/2019 11:25 AM
134	Bacup park there are more things to do for a larger age range.	2/4/2019 10:21 AM
135	No	2/3/2019 11:35 AM
136	Bacup Rec	2/2/2019 3:55 PM
137	Stubbylee Park, Queens Park, Whittaker Park. Liveky spots and good facilities	2/2/2019 1:46 PM
138	Todmorden Park. Much better facilities.	2/2/2019 10:24 AM
139	Todmorden. Bury. Rawtenstall. Springfield park Rochdale. Stacksteads. Middleton. They offer more space and a range of facilities for different ages.	2/1/2019 11:56 AM
140	rossendale and manchester due to size and quality of provision	2/1/2019 11:32 AM
141	Queens park Townley park	2/1/2019 8:07 AM
142	Whitaker Park Falinge Park stubby Lee and the one in helmshore Because the facilities are better / more interesting	2/1/2019 6:20 AM
143	Falinge park and queens park Heywood. Excellent facilities at both parks for all ages	2/1/2019 12:22 AM
144	Bacup stubble Lee. Nice walk and play area. Queens park Rochdale as it has a cafe and large play area.	1/31/2019 10:57 PM
145	We go to Planet Play in Haywood as it's indoors and very cheap. We've also been to Stubbylee Park.	1/31/2019 10:24 PM
146	We go to stalybridge Park, Queen's Park, Bacup Park on New Line. We visit the ice cream farm a lot in Cheshire and my son likes trampoline parks and farms.	1/31/2019 10:15 PM
147	Springfield Park Rochdale. Outside gym, play area, climbing frame and sand pit area.	1/31/2019 9:50 PM
148	Townley Park, Burnley Queens Park, Heywood Stubbylee Park, Bacup All parks are much larger and have much more apparatus. There is also plenty of room around the play area's for children to run around, play ball games etc.	1/31/2019 8:58 PM
149	N/a	1/31/2019 7:54 PM
150	Townley park, Burnley choice of play facilities	1/31/2019 7:49 PM
151	Townley park, lovely gardens, sand play areas, picnic benches. St Anne's- outdoor water Play, paddling pool, nice gardens and water features along sea Todmorden park, lots of space to kick a ball and play other team games Barrowford park- lots of space to play ball games, nice park	1/31/2019 7:10 PM
152	Any on a bus route and the one in Oldham center of town	1/31/2019 7:07 PM

## Whitworth Play - Survey

153	Stubby Lee Park Todmerdon park Queen's Park Fallinge Park Springfield Park All the above have good areas aimed at various ages. Including cafe, public toilets, sports courts, exercise equipment, adventure equipment, etc	1/31/2019 6:56 PM
154	Parks with grass areas and picnic areas	1/31/2019 6:35 PM
155	No	1/31/2019 6:24 PM
156	Townley Park, Burnley	1/31/2019 6:16 PM
157	N/A	1/31/2019 6:10 PM
158	Sometimes we'll go to a bigger park in Rochdale or Todmorden so we can walk, cycle and play. A better play park near Healey Dell would match the sort of park we go to elsewhere.	1/31/2019 6:04 PM
159	Todmorden Park - had quality play area and a skate park Hebden bridge - skate park Bacup Park - outdoor gym and skate park	1/31/2019 5:55 PM
160	Todmorden is a lovely park with excellent playground, as is the park of Shawclough road	1/31/2019 5:44 PM
161	We have been to weir park in bacup many times and also travel to Heywood to queens park or tandle hills or Springfield park. They are between families houses but are also really big with lots to do (feed the ducks, cafe, play areas for toddlers and older children, wide paths for bikes and scooters)	1/31/2019 5:30 PM
162	Stubbylee, Bacup & Queens Park, Todmorden & Towneley, Burnley. Sheer size & facilities on offer.	1/31/2019 5:13 PM
163	No	1/31/2019 5:09 PM
164	We go to stubby lee often for the park and pump track. We also like Towneley park, todmorden park and hebden bridge, Whittaker park and sing hole park in Helmshore. Our favourite play area is at Dalby Forest in Yorkshire (near pickering) and we have booked several holidays in that area just to be near the forest and park. We also love the adventure play area at	1/31/2019 5:05 PM
165	Fallinge park rochdale , nearest large park with grass areas for play something fir all ages and can go for a walk .	1/31/2019 4:43 PM
166	Stubbylee park. Big open space and lovely park.	1/31/2019 4:28 PM
167	Todmorden park, falinge park, as they both have larger spaces to play ball games, ride bikes and spend family time that accommodates play areas for all ages.	1/31/2019 4:18 PM
168	Townley Park and Tod Park for the zip wires	1/31/2019 4:02 PM
169	Queens park hey wood Heaton Park Alexandra Park stalybridge Wide range of equipment for my youngest child up to my eldest child	1/31/2019 3:38 PM
170	We will travel to Todmorden Park as it's so much better and caters for older children also	1/31/2019 3:25 PM
171	Anywhere and everywhere, big parks, indoor play centres	1/31/2019 3:22 PM
172	Queen's Park Heywood, Springfield Park Rochdale, Townley Park Burnley. We travel to these parks as they are bigger than any of the facilities Whitworth has to offer and has lots more things on for children of all ages	1/31/2019 3:19 PM
173	Queens park, heywood. Far better play equipment for older children	1/31/2019 3:08 PM
174	Todmorden and Hebden Bridge. Play facilities cater for all age ranges and are set in nice surroundings. Play facilities are all in one location, so there's no travelling between sites to use different facilities.	1/31/2019 3:01 PM
175	Todmorden or Burnley. Nice parks and play areas	1/31/2019 2:50 PM
176	Todmorden park, Springfield park and because there's more for kids to do	1/31/2019 2:43 PM
177	Parks throughout GM and Lancs as they have more for my child to do than what is on offer in Whitworth	1/31/2019 2:33 PM
178	Townley nuttals todmorden Queen's Park	1/31/2019 2:23 PM
179	Heywood Park, Hollingworth Lake, Whittaker Part, Stubbylee Park, Todmorden Park as they have facilities which suit all ages	1/31/2019 2:14 PM
180	Todmorden, there is a large park and a bike track. Hebden Bridge, for the same reasons.	1/31/2019 2:11 PM
181	Stubilee Park in Bacup, it has a much larger area for walking around, has a cafe, duck pond, etc	1/31/2019 2:10 PM
182	Snighole in Helmshore - really good facility and can stay for hours.	1/30/2019 5:11 PM

### Q4 What sort of play facility do you think is most needed? Please tick just ONE option.

Answered: 240 Skipped: 6



ANSWER CHOICES	RESPONSES
Traditional play area (with swings and slides etc)	47.50% 114
Adventure play area (with rope nets etc)	64.17% 154
Parkour / free-running facility	10.00% 24
Wheeled sports facility for skateboards and scooters	7.92% 19
Football / other pitch space	5.00% 12
Other	9.17% 22
Total Respondents: 240	

#	IF YOU HAVE SELECTED 'OTHER' THEN PLEASE GIVE DETAILS HERE:	DATE
1	Ecological learning facility, rewinding trails area, species and ecological enhancement	9/27/2019 11:16 AM
2	Pump track	3/29/2019 8:48 PM
3	pump track	3/29/2019 8:47 PM
4	Pump track	3/29/2019 8:46 PM
5	Astro turf pitch	3/29/2019 8:44 PM
6	Bike track	3/29/2019 8:40 PM
7	Our park at the Riverside to be made bigger and better.	3/9/2019 9:11 AM
8	I think it needs a mix of a traditional play area and an adventure play area to better suit a bigger age range	3/9/2019 9:10 AM
9	need swings slides and adventure area so all kids of all ages have something to do as a family place to have fun from ages of 1-13 as teenagers have the kick pitch and bike track and the younger kids can't get on as they can be very intimidating around younger children	3/8/2019 10:46 PM
10	With a bike track	3/8/2019 8:08 PM
11	Something which does not annoy residents nearby. It needs to have play facilities which cannot be abused and therefore rendered dangerous by any unsupervised children or young adults. Young adults who want to use skateboards, etc. and more adventurous pursuits can easily travel to these facilities which are usually placed where residents cannot be disturbed by the noise.	3/6/2019 12:23 PM
12	My idea would be a traditional AND adventure play area to attract all ages and challenge the older children as well. They would still go and play if it's for younger ones but might ruin the facilities due to their weight etc. My 10 year old still wants to play on a playground but she is very tall and some of the facilities are too small or not challenging enough for her on a traditional play area.	3/1/2019 11:38 AM
13	Variety of play area for all ages	2/25/2019 6:46 PM
14	Mixture of traditional, adventure and open space for football/cricket etc. To cater for all ages.	2/18/2019 10:04 PM
15	More than one box needs to be ticked here!	2/12/2019 9:15 PM
16	Provision for disabled and accessible swing, sensory items etc	2/12/2019 6:55 AM

## Whitworth Play - Survey

17	Something similar to Townley park would be ideal - rope nets, sand and water, swings, slides	2/10/2019 12:42 AM
18	A small climbing facility would be good.	2/9/2019 11:38 AM
19	As many of these as possible. We have an amazing amount of space called Healey Dell.....look what they've done in Kandel with their forest!	2/9/2019 9:34 AM
20	A mixture of some of the above. Traditional swings and slides with some adventure play mixed in. Potentially a half pipe or something for skateboards	2/9/2019 8:51 AM
21	Indoor soft play centre	2/8/2019 1:59 PM
22	a combination of traditional and adventure of play facilities for all ages	2/1/2019 11:32 AM
23	I think natural themed using the wooded surroundings of Healey Dell logs and nets would be good but if we could include equipment for disabled children somewhere would take it to another level as would outside gym items to encourage some young people and adults to be active	2/1/2019 9:57 AM
24	I think a park with lots of different things to do would be good. Slides, swings, balance logs, trampolines, water fountains, water shooters in the ground, underground tunnels, zip lines, bridges, rock climbing wall. Themes are good like shipwrecks, aeroplanes, tractors etc.	1/31/2019 10:15 PM
25	I think a traditional play area with adventure play area to.	1/31/2019 8:58 PM
26	Or Adventure park, there is already a bike track and lots of football pitches.	1/31/2019 7:49 PM
27	Tennis courts, an area for smaller ones but also that interest the bigger kids. Interactive?	1/31/2019 5:30 PM
28	Something for disabled children to enjoy and accessible swing , something all inclusive .	1/31/2019 4:43 PM
29	I do not believe just one answer suits this question. The more tradition park would benefit the pre school children, whereas adventure play areas for school age primary children.	1/31/2019 4:18 PM
30	A zip wire too	1/31/2019 4:02 PM
31	I personally think any of the above would be fantastic and a great addition to the broadly area and healey dell	1/31/2019 3:25 PM
32	Toddler play area	1/31/2019 2:33 PM
33	Zip wires also	1/31/2019 2:23 PM
34	Maybe a mixture of traditional with adventure as the current park only has 2 swings!	1/31/2019 2:10 PM

## Q5 If you have any comments on these options then please add them here:

Answered: 95 Skipped: 151

#	RESPONSES	DATE
1	Feel the lose of woodland and valuable wet grass land habitat to support either of the Healy dell areas is disappointing other areas such as the waste ground to the rear of wall bank should also be considered, or areas near the cafe and nursery in the southern part of the dell	9/27/2019 11:16 AM
2	zip line	3/29/2019 8:49 PM
3	Shelter and seating	3/29/2019 8:48 PM
4	Net swings	3/29/2019 8:35 PM
5	Net / basket swing	3/29/2019 8:35 PM
6	Astro turf	3/29/2019 8:34 PM
7	Maybe a cafe, somewhere to get hot drinks in cold weather	3/29/2019 8:22 PM
8	Something near the Wallbank are for younger children would be great	3/29/2019 8:19 PM
9	Sand and water play	3/29/2019 8:17 PM
10	Sand and water play. Soft play area.	3/29/2019 8:15 PM
11	Something for older children	3/29/2019 7:38 PM
12	Bike track for little ones would be good	3/29/2019 7:32 PM
13	Actually we need a combination of all of the above!	3/29/2019 7:27 PM
14	Would like to see swings and slides and a skate park would be good addition to adventure play as it would cater for all ages	3/29/2019 7:23 PM
15	Adventure play would cater for a wider range of children	3/29/2019 7:18 PM
16	Need many different activities / a varied provision	3/29/2019 7:17 PM
17	I think there should also be a traditional park for the older children however my children would like an adventure play area	3/29/2019 7:07 PM
18	It would be good to have a more grown up section for over 12's round here. Teenagers have nothing to do outdoors unless they ride bikes or play football.	3/9/2019 1:56 PM
19	They need something for older children aswell has younger and somewhere that is safe and not out of the way.	3/9/2019 7:47 AM
20	None of these facilities appear to be disability-friendly, please consider those with physical and mental disabilities	3/9/2019 12:38 AM
21	Zip line	3/8/2019 10:55 PM
22	Need to be monitored no dodgy dealings going on its for kids!!!	3/8/2019 10:55 PM
23	No thank you	3/8/2019 9:35 PM
24	Play area for smaller children also wooded area to play in	3/8/2019 8:24 PM
25	I feel our children need to a safe away from traffic, be able to run around. This is a great initiative will get the children out playing it's much needed in whitworth	3/8/2019 8:08 PM
26	But think aim it for children 10 and younger otherwise it will attract older kids to hang around and intimidate others	3/8/2019 6:44 PM
27	I think we need a facility that can be a traditional and adventure play area to be fair so it meets the needs of a wider age group.	3/8/2019 4:23 PM
28	Prefer a break from traditional play equipment.	3/7/2019 9:53 PM
29	Older children can be more independent and enjoy recreation at various sites throughout the valley but young children need to play near home in a safe environment.	3/6/2019 10:07 PM
30	See above	3/6/2019 12:23 PM
31	See above	3/1/2019 11:38 AM
32	Variety of play area for all ages	2/25/2019 6:46 PM
33	A variety for all ages.	2/25/2019 1:07 PM
34	Need good variety for different age groups	2/21/2019 9:47 PM

## Whitworth Play - Survey

35	I think pot B on the planning would be best suited the are is a large space & is away from the road also opposite end of he village from the other park near the swimming baths which is more suited for younger children	2/21/2019 8:44 PM
36	need a mixed range to suit a wider audience	2/21/2019 8:40 PM
37	Whitworth desperately needs a large park to cater for young and older children.	2/18/2019 10:04 PM
38	we need more younger children activities because a 2 year old can not play on the pump track because obviously most can not ride a bike or as such	2/16/2019 9:05 PM
39	Can it not be a mixture? I think we need one park which is good for babies and older children.	2/16/2019 9:57 AM
40	An adventure playground that blends into the natural habitat with wooden rope bridges, wooden stepping stones, woodland zip wire, wooden fort. I attend a similar playpark at the National Trust's Fointsins Abbey site	2/15/2019 3:31 PM
41	Options A and B are better locations as C is too far out of the village centre. Need to consider security as these locations are not overlooked and could be misused after dark	2/14/2019 8:19 AM
42	They need to be adventurous and exciting.	2/13/2019 12:35 PM
43	Would love a zip wire	2/13/2019 10:15 AM
44	It's between devil and deep blue sea. Teens need things to do to direct their energies and keep out of trouble but on the other hand they already have pump track, football pitch etc so there is a desperate need for younger play facilities	2/13/2019 4:44 AM
45	Oak Street area off Market Street would be ideal. It is easily accessible, can be seen from the road, is enclosed for more safety and good for parking.	2/12/2019 9:43 PM
46	Great options and all of them are needed not just one !	2/12/2019 9:15 PM
47	No	2/12/2019 6:27 PM
48	Any area needs to cater for a wide age range as families often have children several years apart	2/12/2019 1:21 PM
49	Think it would be a great asset to Whitworth	2/12/2019 12:30 PM
50	We just need a traditional park with lots of equipment	2/11/2019 3:10 PM
51	Also need park equipment suitable for all ages	2/10/2019 11:26 AM
52	See previous	2/10/2019 12:42 AM
53	No	2/9/2019 7:24 PM
54	Another larger play area for Whitworth would be fantastic. It really is needed following all the new houses over recent year and would also enable people to stay in the village rather than travelling out just for a good park.	2/9/2019 7:19 PM
55	We need something sooner rather than later.	2/9/2019 11:38 AM
56	Children above the age of five have no entertainment in Whitworth central and even with the pump track the children are bored, I have daughters who do not enjoy the pump track and regularly comment on how a 'proper park' is needed. We believe a park in the vicinity to healey dell would be idea as you could enjoy a stroll in nature before the children enjoy the park, like many other parks in the country.	2/9/2019 11:15 AM
57	Added previously	2/9/2019 8:51 AM
58	None	2/8/2019 10:50 PM
59	The land behind wallbank drive is over grown and needs to be used x	2/8/2019 9:25 PM
60	It needs to be a safe area, easy to maintain and attractive to children aged 7plus	2/8/2019 8:03 PM
61	No	2/8/2019 6:53 PM
62	N/a	2/8/2019 2:59 PM
63	We need a park which allows children to be creative and lets their imagination run wild. It also has to be suitable for younger and older children.	2/8/2019 2:28 PM
64	The sooner the better	2/8/2019 2:25 PM
65	I believe there is already a skate park near Wallbank somewhere but never visited- told it's accessed by large groups of older children	2/8/2019 1:00 PM
66	N/A	2/8/2019 11:24 AM
67	Would be nice to have more facilities closer together.	2/4/2019 10:21 AM
68	Whitworth has a fantastic football club for children aged 6 through to open age and there is a distinct lack of football pitches	2/2/2019 3:55 PM
69	Pram friendly please	2/2/2019 1:46 PM
70	Adventure play area offers more scope for older children, as well as risk taking and challenge.	2/1/2019 11:56 AM

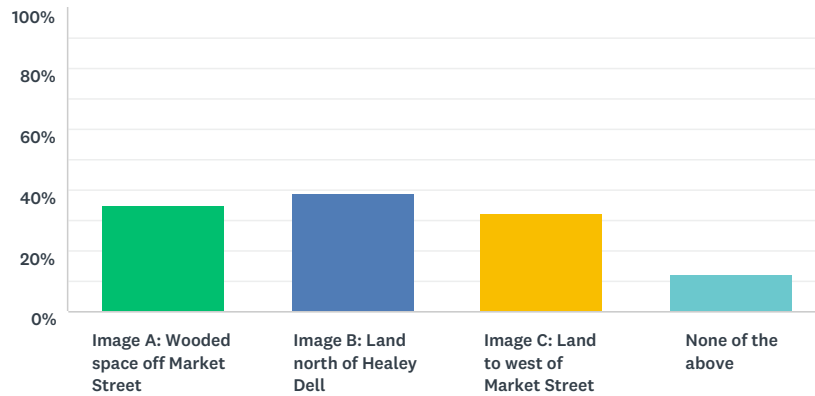


## Whitworth Play - Survey

71	The south end of Whitworth has a lot of facilities already with the Kick Pitch and Pump track but shawforth has very little	2/1/2019 11:32 AM
72	I think the south of Whitworth is a good area as there is nothing really down there and the use of Healey Dell will increase hopefully the use of Healey Dell and encourage people to walk too It will look good within the trees of the wooded area if natural products are used	2/1/2019 9:57 AM
73	I think a good mix of the few would be great but i also think we already have many ball pitches and places to ride your bike already	2/1/2019 8:07 AM
74	Adventure play in wooded area with items built into the woodland such as slides and the facilities made out of wood	2/1/2019 6:20 AM
75	Something suitable for a range of ages. E.g. 3-12	1/31/2019 10:57 PM
76	I think a traditional play area, coupled with rope nets etc. would be the ideal. As my children are very young, I don't want a skateboard park. I also feel that older children and teenagers could travel to Stubbylee Park for this.	1/31/2019 10:24 PM
77	I think something large with lots of variations for different ages would be good. As I've noted above facilities that allow for imaginative playbare always welcomed - underground tunnels, themes, mazes. It would be good to have a lot of different things like I have already noted above.	1/31/2019 10:15 PM
78	Anything to suit a larger age range, with more space would be appreciated.	1/31/2019 8:58 PM
79	It would be nice to have a facility aimed at various age groups as the riverside is for younger children.	1/31/2019 7:49 PM
80	Any additional play facilities in whitworth would be welcomed and from the spots identified I feel that shawforth would be a great spot for this - I do not live in shawforth by the way! I live nearer to healey dell. There is lots of side street parking around shawforth. There are nice walks along the cycle path to access the site. It would be nice to have a splash park and a mixture of traditional play equipment and adventure equipment.	1/31/2019 7:10 PM
81	Little children have nothing around wallbank or hall Street area	1/31/2019 7:07 PM
82	Would be good to see an adventure park that also incorporates some more traditional aspects such as swings	1/31/2019 6:56 PM
83	N/A	1/31/2019 6:10 PM
84	Either a skate park or an adventure play area would cater for a wide age range	1/31/2019 5:55 PM
85	More baby friendly play areas, not just baby swings	1/31/2019 5:09 PM
86	Dalby forest play area is inspirational and would be worth a look. It is set to blend into the natural surroundings and low maintenance. A zip wire would be amazing, swings, climbing structure. Another amazing park is the one at Brockholes nature reserve. There are carved wooden structures of musical instruments hidden in the trees and campfire areas it makes brilliant use of its surroundings.	1/31/2019 5:05 PM
87	Something different other than standard park. Something for everyone would be ideal	1/31/2019 4:28 PM
88	As previously mentioned	1/31/2019 3:25 PM
89	I think the adventure are would be great as it's something different than what we already have in Whitworth	1/31/2019 3:19 PM
90	Need something for older children 8+ years	1/31/2019 3:08 PM
91	I think a combination of adventure and traditional play is what it most needed, so it caters for all ages, abilities and preferences.	1/31/2019 3:01 PM
92	Unfortunately unless these things are supervised 24/7, they will get vandalised by both children and adults	1/31/2019 2:50 PM
93	Like townley in Burnley or nuttals Park in Ramsbottom	1/31/2019 2:23 PM
94	There needs to be provision for a range of children, a more toddler/pre school friendly play area and something for the older children to play on, bigger more adventurous equipment etc.	1/31/2019 2:11 PM
95	Adventure play sounds great in the nature reserve - give people pletny to do.	1/30/2019 5:11 PM

Q6 With reference to the plan attached above, please let us know which of the 3 sites you think is best:

Answered: 239 Skipped: 7



ANSWER CHOICES	RESPONSES	
Image A: Wooded space off Market Street	35.15%	84
Image B: Land north of Healey Dell	38.91%	93
Image C: Land to west of Market Street	32.64%	78
None of the above	12.55%	30
Total Respondents: 239		

#	IF YOU HAVE SELECTED 'NONE' THEN PLEASE SUGGEST ALTERNATIVE SITE OR SITES (PLEASE GIVE AS MUCH DETAIL ABOUT THE LOCATION AS POSSIBLE - A DESCRIPTION OF THE SITE, NEAREST STREET NAME, NEARBY SHOPS AND SCHOOLS ETC)	DATE
1	Rear of wallbank on waste ground, area near cricket club and football pitches in centre of Whitworth, southern areas of the dell near cafe and derelict mill area	9/27/2019 11:16 AM
2	John Street football pitch behind houses	3/29/2019 8:38 PM
3	Somewhere more accessible with a car and safer than the middle of a forest	3/29/2019 8:23 PM
4	Next to Wallbank football area and bike track would be good	3/29/2019 8:19 PM
5	Where the kick pitch is / bike track just off Massey Croft	3/29/2019 8:01 PM
6	Alternative could be the old Rugby ground on Oak street, large flat area, not used for Rugby	3/29/2019 7:50 PM
7	Lobden	3/29/2019 7:38 PM
8	Up lobden near picnic area	3/29/2019 7:35 PM
9	Land at the side of station road as an extension of the existing park	3/29/2019 7:07 PM
10	Land to the left of old lane heading to Knowlsley Crescent	3/29/2019 6:54 PM
11	It would be nice to see a play area close to Wallbank or central Whitworth for ease of access.	3/8/2019 11:03 PM
12	Somewhere more central to Whitworth	3/8/2019 8:24 PM

## Whitworth Play - Survey

13	<p>The one closest to housing and away from main roads is C but presumably this will involve taking space from the playing field which will impact on other groups. I am strongly against A &amp; B as they are both in our only nature reserve (Lancs BHS) where wildlife should be given priority. The areas of wild space for insects, the basis for all ecosystems are diminishing throughout the world. I'm sure that our local politicians are well aware of the increasing alarm about diminishing insect numbers ["an insect Armageddon"; "Our generation is presiding over an ecological apocalypse and we've somehow or other normalised it" -Chris Packham]. Most certainly the children of Whitworth, like those all around the world, are becoming very aware of the dangers of climate change and habitat destruction and expect us as adults to make more responsible choices to save our planet. The photo of Area B shows an expanse of Reed Canary Grass in winter which to the uninformed may seem to be of little value and ripe for development. However in summer it creates a dense tall, grassland - 6ft+ high - which was deliberately left in this state by the Project Officer of the South Pennines Grassland Project to protect the butterflies, bees and other insects which take shelter inside it, nectaring upon the ground flora within it. It protects the species of butterflies whose whole life-cycle is contained within grasslands, and that is why these meadow grasslands are so important as an adjunct to the Healey Dell woodlands, where there are so few open flowery places. When the Rochdale Field Naturalists' Society carried out surveys in these meadows as part of the SPG Project in 2015 we found many species, including Ringlet Butterflies, that had not known to exist in this area previously. These Reed Canary Grass expanses are by their nature impenetrable to dog walkers, children and horse riders and have provided natural protection. Adjacent to this site are further meadows which were planted with wildflowers by schoolchildren 20 years ago and where many volunteers of all ages worked with the Lancs Wildlife Trust in 2015 and 2016 to improve and restore. There is a also an overgrown pond and dipping platform next to the Reed Canary Grass area. I think there is considerable scope in the BHS to involve schoolchildren in the protection of these threatened habitats and to locate new play spaces on less sensitive brownfield sites.</p>	3/6/2019 10:07 PM
14	<p>I do not live in Whitworth, but I am sure there must be plenty of plots of open ground which could be given to play facilities. I believed that any plots of housing had to have open space/play facilities built into the design. Or has that fallen by the wayside? I only write to strongly advise against options A and B which are so unsuitable that I am amazed they have been included. The quiet 'countryside' feel to this area of extended Healey Dell valley should not be damaged. I have no idea why Whitworth Council have not called it a nature reserve to extend it's protection.</p>	3/6/2019 12:23 PM
15	Best for all the local community	3/5/2019 3:53 PM
16	10 Daneswood Fold Whitworth, Rochdale	3/1/2019 6:39 PM
17	Any area off tonacliffe, lobden, long acres	2/25/2019 6:46 PM
18	eastgate wallbank, flat grass land on the estate local estate shop around 2 minute walk school around 5 minute walk	2/16/2019 9:05 PM
19	Top of coppice drive / lobden.	2/15/2019 7:28 PM
20	Whitworth baths former putting area.	2/12/2019 4:31 PM
21	All the sites are on the outskirts of whitworth and are all near to council estates. Play site should be made on John Street football pitch due to its central location and it was also earmarked for building. Poor quality football pitch would be an ideal place to redevelop for community use	2/12/2019 2:04 PM
22	Land next to the Whitworth swimming baths, or image C would be ideal. Image C is an area severely lacking childrens facilities. There is no play area or appropriate sports areas above the riverside at this time.	2/10/2019 12:42 AM
23	Closest to the dell without impacting nature.	2/9/2019 11:15 AM
24	A- for selfish reasons as it's closest to where I live. However I think it is also probably in an area where something is lacking. There is already the football and pump track areas at Healy dell and pitches up at tonacliffe	2/9/2019 8:51 AM
25	Top of Coppice Drive, Bottom of London Golf Course Hill, the area is accessible from Lobden and Tonacliffe, if the area was to be re-generated there is also space for a couple more football pitches which the valley is lacking space for football.	2/9/2019 6:41 AM
26	The land between wallbank drive Eastgate and fairway	2/8/2019 9:25 PM
27	Land of Eastgate, Wallbank	2/8/2019 1:59 PM
28	Not sure	2/8/2019 1:00 PM
29	6 Daneswood Fold, Whitworth Whitworth	2/8/2019 12:29 PM
30	I feel like the riverside one could be changed into a new one it's central Whitworth or John street kick pitch could Be converted	2/8/2019 11:22 AM
31	None are easily accessible for children without an accompany adult	2/7/2019 10:22 AM
32	As previously stated. If the area is fit for developing Lancashire cc will sell it for developing as part of there money making strategy	2/3/2019 11:35 AM
33	John Street	2/2/2019 3:55 PM
34	699 market street whitworth	2/1/2019 11:32 AM

## Whitworth Play - Survey

35	I personally think it should be more central. The park at the riverside is small and pretty both g for older children. I have a 9 and 3 yr old. I wouldn't particularly want my 9yr old going on his own to those areas to play. What is the current status of John st football pitch?? I know it's not actually used for football anymore. Could that not be a possibility??	1/31/2019 10:58 PM
36	I don't really have an opinion on these sites. People are obviously going to vote from a selfish point of view and go for the one closest to them (me included) Could Barlow Bottoms be considered? It's on the cycle path, parking could be provided and it's between the three proposed sites.	1/31/2019 10:24 PM
37	If alternative sites were going to considered the land at Barlow bottoms is a good open space. Land at the bottom of the res near to the water works.	1/31/2019 10:15 PM
38	Not sure which area would be best. Probably the most central one, so it can be enjoyed by children from both ends of the valley.	1/31/2019 8:58 PM
39	A or B both easy accessible and near the current bike track and nature reserve and would be well used in those areas.	1/31/2019 7:49 PM
40	All of the sites are a bit far out so would end up having to drive with a toddler and baby, but still much closer than any other big play parks. It is the closest proposed site to us as we live off cown park way	1/31/2019 5:30 PM
41	I also think A is a fantastic site, only trumped by B because being closer to the road would be easier to monitor for damage and discourage misuse.	1/31/2019 5:05 PM
42	The old Albert Mill site or the land adjacent to pump track. I think the affect on wildlife should be considered and therefore Healey Dell should definitely be a no build area	1/31/2019 2:50 PM
43	Something decent nearer to central Whitworth is much more desirable. I have no idea what land is available so I can't make a suggestion. The 3 suggested sites are all at the extremities of Whitworth though, and I don't think turning the wooded area near Porky's is a good idea, it's already lovely down there, it's not a suitable place for a kids park.	1/31/2019 2:11 PM
44	Have no great preference on any of the 3 although the one nearer to Healey Dell would be beneficial for walking round	1/31/2019 2:10 PM

## Q7 Why do you think this site / your suggested site is best?

Answered: 192 Skipped: 54

#	RESPONSES	DATE
1	Proximity to existing services/facilities, doesn't require destruction of valuable habitat or disturbance to protected species such as badgers, which both Healy dell sites would do	9/27/2019 11:16 AM
2	More space	3/29/2019 8:48 PM
3	More space	3/29/2019 8:47 PM
4	More space	3/29/2019 8:46 PM
5	Closer to where a lot of kids live and a big space	3/29/2019 8:44 PM
6	Its closer	3/29/2019 8:43 PM
7	So not abandoned and overgrown and its local	3/29/2019 8:42 PM
8	Closer to where most people live	3/29/2019 8:38 PM
9	It has more room	3/29/2019 8:37 PM
10	Large area for football and other sports	3/29/2019 8:34 PM
11	There are no parks around with slides or swings for older children	3/29/2019 8:28 PM
12	Besy access for most people close to housing	3/29/2019 8:27 PM
13	Good for families with different aged children - older ones on kick pitch - younger can use park	3/29/2019 8:26 PM
14	Close to estate where lots of children live	3/29/2019 8:24 PM
15	Its accessible via the cycle paths and area where people walk / cycle	3/29/2019 8:22 PM
16	Close to existing facilities for the older children so families of all ages are catered for	3/29/2019 8:17 PM
17	Healey Dell is a beautiful place and should be used more	3/29/2019 8:15 PM
18	Great for walks with kids	3/29/2019 8:13 PM
19	All different areas together for different aged children in same family	3/29/2019 8:01 PM
20	Close to bike track / kick pitch so children of different ages in families can go together	3/29/2019 7:59 PM
21	Close to other play areas	3/29/2019 7:58 PM
22	Its accessible and close to existing play facilities. Close to estates where lots of children live.	3/29/2019 7:57 PM
23	Easily accessible and close to home	3/29/2019 7:54 PM
24	Its easily accessed from Market street and Healey Dell. Close to Healey Dell picnic area and duck pond	3/29/2019 7:52 PM
25	Already prepared space, good access, dafe area, nothing nearby	3/29/2019 7:50 PM
26	There's already one higher up in Whitworth	3/29/2019 7:45 PM
27	More central and more parking available	3/29/2019 7:44 PM
28	Areas are bigger. In walking distance for a lot of residents.	3/29/2019 7:42 PM
29	Easy access, nothing in the close area. More families moving to the local area.	3/29/2019 7:40 PM
30	Lots of houses / children and room for parking	3/29/2019 7:38 PM
31	Its central, walking distance, would boost other businesses e.g lunch at Red Lion	3/29/2019 7:35 PM
32	Nature reserve, plenty of space, close to other facilities	3/29/2019 7:31 PM
33	Easy to get to. Some parking but most people would walk.	3/29/2019 7:29 PM
34	Location within Whitworth (Shawforth is often missed out). Wouldn't require any felling of trees. Might tie in with Sports Councils attempt to bring Leavengreave Field back in to use.	3/29/2019 7:27 PM
35	Because it is in an open area with houses round, I think the other 2 sites are a bit out of the way of anything so a bit dangerous for children / teenagers	3/29/2019 7:23 PM
36	Accessible open area	3/29/2019 7:18 PM
37	Any would be positive as is a much needed facility in light of growing number of families living in Whitworth	3/29/2019 7:17 PM
38	Most central to Whitworth	3/29/2019 7:14 PM
39	Nice large open space, easy to get to, quite central.	3/29/2019 7:12 PM

## Whitworth Play - Survey

40	Easy access from the road, with parking nearby. Close to all other amenities so if walking with children can get to them easily.	3/29/2019 7:09 PM
41	The woodland space off Market Street is less secluded than the land North of Healey Dell. It would also be easier to access from the road. It would also be closer to the centre of Whitworth	3/29/2019 7:07 PM
42	Others too far away for children to access unsupervised and it would be a shame to cut down any trees in the Nature Reserve. It needs one park at the top end and one at the bottom end. New houses being built at Springmill could use Wallbank.	3/29/2019 7:01 PM
43	Would serve Knowsley Crescent and be away from the main road.	3/29/2019 6:54 PM
44	There is lighting in this area because I would be concerned with it being new also there is a car park there.	3/29/2019 6:51 PM
45	Good open space - we need something for older children	3/10/2019 8:18 AM
46	It's closer to where I live, the Healey Dell area already has the pump track	3/9/2019 7:08 PM
47	Because there's currently nothing on this site and a waste of land	3/9/2019 4:57 PM
48	It is close to the Dell & also easily accessible for Whitworth children.	3/9/2019 1:56 PM
49	Because families either side of whitworth would be able to access the park as it's in walking distance.	3/9/2019 9:11 AM
50	More accessible?	3/9/2019 9:10 AM
51	I don't think a brilliant idea but the other ones are to much out of the way and,I wouldn't let my child go down the dell to a park,you need something for the older ones to do,so there not hanging around the streets	3/9/2019 7:47 AM
52	More central for those who struggle to travel	3/9/2019 12:38 AM
53	Most accessible site. Lots of space. Lots of families in the area that could walk to the site easily. The pther two sites are nearing out of the valley and away from peoples homes.	3/8/2019 11:48 PM
54	It's the most accessible and slap bang in the middle of whitworth	3/8/2019 11:06 PM
55	Closer to where most of villages children reside.	3/8/2019 11:03 PM
56	Looked biggest and you can walk through the Dell to get there.	3/8/2019 10:55 PM
57	Not too far away for most people a lot would use if its easiky accessible	3/8/2019 10:55 PM
58	because there is nothing for all the young kids to play on on the estates only the older children were parent with young could take them to play	3/8/2019 10:46 PM
59	A is the best option. It's central to the schools and the majority of children live in that area. It's central and would benefit that area hugely	3/8/2019 10:20 PM
60	Easy accessible and more local to Whitworth area	3/8/2019 9:37 PM
61	We walk through the Dell a lot and this would be an extra bonus	3/8/2019 9:35 PM
62	Accessible	3/8/2019 8:24 PM
63	It's away from the busy road, lots of adventures to be had down Healey dell	3/8/2019 8:08 PM
64	Provides walking distance for most after school and during the day and at weekends and it's a lovely walk through the dell.	3/8/2019 6:44 PM
65	I think it's the best site. Ideally if that could be developed alongside the work being done on the Leavengreave site by Whitworth Sports Council.	3/8/2019 4:23 PM
66	Open area with scope for walking, nature exploration, cycling and adventure play activities.	3/7/2019 9:53 PM
67	see all comments above	3/6/2019 12:23 PM
68	Best area for all members of the community	3/5/2019 3:53 PM
69	Best use of land. accesible to all. safer to park	3/1/2019 6:39 PM
70	It's an open space already. I would really prefer Image A because looks nearer to the main road but you have to cut a lot of trees down. Also, these sites are the other end of Whitworth where is more populated so there is a bigger demand. Healy Dell is a big attraction already and it would be an other facility bringing even more people in. We already have a small play area near the Riverside.	3/1/2019 11:38 AM
71	Accessibility	2/26/2019 9:03 AM
72	Placement, accessibility	2/25/2019 6:46 PM
73	More central and accessible	2/25/2019 1:07 PM
74	Easily accessible	2/21/2019 9:47 PM
75	Located near housing estates	2/21/2019 8:51 PM

## Whitworth Play - Survey

76	Big area to fill with a park & woodland adventures ie rocks & ropes away from the main road more of a flat area and also opposite end of the village from the park we already have near the swimming baths	2/21/2019 8:44 PM
77	more central and accessible through both ends of healey dell	2/21/2019 8:40 PM
78	Local to me and ideal for my children, close to public footpath networks linking multiple areas.	2/21/2019 8:34 PM
79	As it is central to alot of families that are not close to the riverside. I think the children of wallbank and tonnacliffe would really benefit from this site.	2/19/2019 11:41 AM
80	It seems to be a flatter area, probably easier to construct there and also more accessible by foot and bike from the centre of Whitworth compared to the other two sites. It also appears to be more open and child friendly.	2/18/2019 10:04 PM
81	i think eastgate is best because it will cater to the families that are on the estate with younger children rather than teenagers that cause disruption/disterbance on the pump track. also it is in the open on Eastgate and people can keep eyes on it to ensure safety of any children.	2/16/2019 9:05 PM
82	I don't want to go through Wallbank. The other one is too far. It is easily accessible in all weathers. If you want to make a day of it, Healey Dell is across the road. There is a food stop across the road. It is nearby local primary school so can have a play on the way home. It is visible on the main road which would attract people driving by, from outside of Whitworth. It is on a bus route.	2/16/2019 9:57 AM
83	Shows off the views that Whitworth has to offer. Lots of space up there. Close to what was the historic centre of Whitworth (Whitworth square)!!	2/15/2019 7:28 PM
84	Healey Dell is a natural beauty spot and this facility would attract more visitors to the dell. It would encourage me to walk into the dell to use this facility	2/15/2019 3:31 PM
85	Level site, away from the road (traffic and air quality concerns). Lots of available space and could link with walking and cycling routes within Healey Dell	2/14/2019 8:19 AM
86	Big space	2/13/2019 12:35 PM
87	Beautiful setting, people travel to Healey Dell for the nature reserve so would choose to spend longer here.	2/13/2019 10:15 AM
88	More potential. Outdoor learning, forest school, variety of the surroundings to get multi sensory experience	2/13/2019 4:44 AM
89	Ease of access by car or bus, can be seen from the road, safe, enclosed space and parking close by.	2/12/2019 9:43 PM
90	It's become an eye sore unlike the other sites which ajoin the dell	2/12/2019 9:15 PM
91	Natural environment	2/12/2019 6:27 PM
92	Because the facilities are already in place. Ie toilets. Coffee shop. Civic all could be open longer offering coffee snacks linked to facilities	2/12/2019 4:31 PM
93	Central location and will save site from being built on	2/12/2019 2:04 PM
94	Access to the Dell provides a good opportunity for a day out with a family with plenty for all to do	2/12/2019 1:21 PM
95	Local	2/12/2019 12:45 PM
96	More accessible to Whitworth residents. All ready 2 parks in thr facit/shawforth area	2/12/2019 12:30 PM
97	Nearest schools easy to get too .	2/12/2019 6:55 AM
98	It is the closest to Healey dell	2/11/2019 10:55 PM
99	i think this would be the perfect spot as it is central and easy access for everyone plus it it a huge space and no trees have to be taken away comparasent to the other sites	2/11/2019 10:08 PM
100	Needs to be in Whitwoth	2/11/2019 3:10 PM
101	Easily accessible	2/11/2019 7:21 AM
102	Because we use healey dell for walks ot would be nice to have a park near so we can keep our children engaged in the nature as well some fun on the park	2/10/2019 9:41 PM
103	More central easy to reach for everyone.	2/10/2019 2:48 PM
104	It is central in whitworth. I picked this location over site A because it looks to be a larger area of open space	2/10/2019 2:25 PM
105	Its easily Accessible and will enourage families to walk and get more active	2/10/2019 11:26 AM
106	To ensure children from both ends of the village are able to reach an outdoor play area within walking distance. Easily Accessible facilities for all	2/10/2019 12:42 AM
107	Easy access. More central to Whitworth and Whitworth residents.	2/9/2019 11:32 PM
108	Surrounded by natural beauty	2/9/2019 9:01 PM
109	It's central and close to the pump track, kick pitch and nature reserve, hopefully encouraging more nature walks after or before play	2/9/2019 7:42 PM
110	It is a very big and open space and it would be a good thing to have	2/9/2019 7:24 PM

## Whitworth Play - Survey

111	It is far enough away from the riverside play area and close to lots of family homes.	2/9/2019 7:19 PM
112	Easier walking distance from Whitworth schools	2/9/2019 1:40 PM
113	Most accessible and central location within Whitworth.	2/9/2019 12:38 PM
114	It is flat with easy access.	2/9/2019 11:38 AM
115	When we as a family decide to travel out of town for a park it always has to be a full day out with a pond, nature, park and cafe. Many families enjoy a walk and an ice cream at the park. This could bring lots of people to healey dell and there is an opportunity for a cafe or ice cream van in the future.	2/9/2019 11:15 AM
116	As previous answer	2/9/2019 8:51 AM
117	This is the only site I feel as Shawforth Has nothing in the way of play provisions. This would put Shawforth on the map.	2/9/2019 8:50 AM
118	easily accessible for everyone	2/9/2019 8:13 AM
119	There is very little for the children to do in Shawforth. Knowsley Crescent is an ok little park but would be great to have something more substantial for which older children could enjoy too.	2/9/2019 7:29 AM
120	It's already Flat, the area is easily accessible from all areas there is a picnic area at Lobden with space to park off the main road. The area could be developed and add a few more football pitches	2/9/2019 6:41 AM
121	Because lots of people already visit Healy fell and it would be an added feature attract more people and it's accessible to peopl3 that live on wallbank aswell as the rest of whitworth. The oak street site is too far out	2/9/2019 5:06 AM
122	Area. Added onto the fun of walking through Healey Dell, more to explore. Encourage children who don't like walking that there's a play area at the end.	2/9/2019 3:52 AM
123	It's easier to get to	2/8/2019 11:15 PM
124	Any is better than none	2/8/2019 10:50 PM
125	Think this be more central for most of whitworth residents as site c be too far out for most theres also play area at riverside so think make sense to be where be short walk for majority	2/8/2019 10:08 PM
126	Its been overrun for years and derilict.	2/8/2019 9:25 PM
127	It would encourage people to use the dell more.	2/8/2019 8:03 PM
128	The land is big and for me it is the closet for me and my son to get to. I think it would benefit a lot of the local children tho as well	2/8/2019 6:53 PM
129	It's not the best. Just the best of the 3.	2/8/2019 6:12 PM
130	Serves the people of Shawforth	2/8/2019 2:59 PM
131	It is easily accessible but still in the heart of a nature reserve.	2/8/2019 2:28 PM
132	There is nothing near here	2/8/2019 2:25 PM
133	There is nothing for children on Wallbank	2/8/2019 1:59 PM
134	As shawforth has nothing	2/8/2019 1:35 PM
135	Unsure	2/8/2019 1:00 PM
136	It would be best suited near the pump track, excellent for visitors to walk around Healey Dell and take in the nature.	2/8/2019 12:29 PM
137	Good size.	2/8/2019 11:24 AM
138	Central Whitworth plenty of land	2/8/2019 11:22 AM
139	Need one near wall bank estate nothing for little children	2/8/2019 10:50 AM
140	Best location and away from other facilities so more beneficial to those that live close, and not too remote that it will be hit by vandals	2/5/2019 2:28 PM
141	More local to whitworth	2/4/2019 12:09 PM
142	More central than some of the other centers	2/4/2019 11:25 AM
143	Easier to get to	2/4/2019 10:21 AM
144	The new housing developments	2/3/2019 11:35 AM
145	The pitch is already there, it just needs improving to bring up to standard	2/2/2019 3:55 PM
146	Convenient for more people, good access, close to schools and not and intrusive on Healey Dell	2/2/2019 1:46 PM
147	Central location. Close to other areas such as pump track and multi use pitch, so will promote their use. Its at the start of Healey Dell, so a nice gateway to a walk through the nature reserve	2/2/2019 10:24 AM
148	It provides the least disturbance to residents from potential anti social behaviour in the evening	2/1/2019 8:55 PM
149	It would be in a lovely setting away from the road.	2/1/2019 11:56 AM



## Whitworth Play - Survey

150	gives a play area in another area of whitworth and will work well with the proposed sports facilities that the Sports council are working on. Its also adjacent to the cycle track and main road and a bus stop so access is amazing	2/1/2019 11:32 AM
151	Mentioned above	2/1/2019 9:57 AM
152	I think it will encourage people to visit healey dell too and can be used as a bargaining tool for parents to get their children to go on a walk xx	2/1/2019 8:07 AM
153	Best for adventure play - will then encourage more to enjoy Healey dell too	2/1/2019 6:20 AM
154	Big space	2/1/2019 12:22 AM
155	It's a central location in the valley	1/31/2019 10:58 PM
156	Near to my home. Nothing in that area.	1/31/2019 10:57 PM
157	As above.	1/31/2019 10:24 PM
158	It's large. It's an open space. I don't think the parking near the sites close to Healey dell would be good enough. I don't like the idea of Healey dell changing. I spend a lot of time there with my family.	1/31/2019 10:15 PM
159	It may also encourage people to use the heritage tea rooms in the Nature Reserve which would support a lovely small business	1/31/2019 9:50 PM
160	N/A	1/31/2019 8:58 PM
161	More of an open space	1/31/2019 7:54 PM
162	A or B both easy accessible and near the current bike track and nature reserve and would be well used in those areas.	1/31/2019 7:49 PM
163	As previously said, plenty of parking and viable from main road which would deter some anti social behaviour, i feel the sites around healey dell could be too secluded and it would run the risk of becoming another falinge park- the potential to be a lovely park but too many drug addicts and perves in the bushes.	1/31/2019 7:10 PM
164	Easy access and convenient for wallbank and tonacliffe	1/31/2019 7:07 PM
165	Larger area in heart of Whitworth	1/31/2019 6:56 PM
166	The grass area	1/31/2019 6:35 PM
167	As I have indicated there are over 500 small and young children who live on the Wallbank Estate in Whitworth with no play-park or any other facilities, and given most of this section 106 monies from the Orama Estate development which abutts the Wallbank Estate in Whitworth	1/31/2019 6:24 PM
168	Healey Dell is a nature reserve and should be left that way. Area C is lacking of facilities for children, that why it's my choice	1/31/2019 6:16 PM
169	Larger site.	1/31/2019 6:10 PM
170	Flat and Central and extends Healey Dell as a leisure area. Ideally we should have a play offer in each of these spaces.	1/31/2019 6:04 PM
171	This site would also encourage more people to access Healey Dell	1/31/2019 5:55 PM
172	It's the closest to us	1/31/2019 5:30 PM
173	Close to amenities and close to where we live.	1/31/2019 5:30 PM
174	Because if it was an adventure park it would be a great setting	1/31/2019 5:13 PM
175	Just off from the dell for family walks, peaceful. Easy to access with prams	1/31/2019 5:09 PM
176	There is no provision in this area, the closest is the Riverside and station road can't count really! Small parking area nearby, visible from the road. Could utilise the natural surroundings. If we could persuade the butty shop to sell ice creams too that would be perfect!	1/31/2019 5:05 PM
177	Close enough to walk to from my house . Would be good use of land .	1/31/2019 4:43 PM
178	Large space.easily accessible and close to the school	1/31/2019 4:18 PM
179	Closer to the centre of the villiage and easy accessible by car	1/31/2019 4:06 PM
180	Very local to my house	1/31/2019 3:38 PM
181	There are many children in this area and there is nothing suitable for them to play on. The park at station road is for toddlers and young children only	1/31/2019 3:25 PM
182	I think these 2 sites would be best as they are more central to Whitworth rather than the one in Shawforth	1/31/2019 3:19 PM
183	It's nearer to the residential areas	1/31/2019 3:08 PM
184	Closer to the centre of Whitworth	1/31/2019 3:01 PM
185	I don't think it's best, I think they are a better alternative when thinking about the whole local area, not just about the children	1/31/2019 2:50 PM
186	There all good sites but would need gates to lock it up at a certain time	1/31/2019 2:43 PM

## Whitworth Play - Survey

187	The other 2 sites are quite close to existing facilities	1/31/2019 2:33 PM
188	As it near some beautiful nature walks duck ponds etc.	1/31/2019 2:23 PM
189	It's large and flat. It is also near Healey Dell so you could access both the Dell and the Park in the same trip making a lovely afternoon out.	1/31/2019 2:14 PM
190	More easily accessible to more people	1/31/2019 2:11 PM
191	As above	1/31/2019 2:10 PM
192	Lots of space	1/30/2019 5:11 PM

## Q8 Have you any other comments or suggestions?

Answered: 73 Skipped: 173

#	RESPONSES	DATE
1	We need the pump track fixed	3/29/2019 8:42 PM
2	Site C for new play area. Keep maintaining all sites and keep them open.	3/29/2019 8:13 PM
3	An adventure park would benefit Whitworth more as there is nothing like that in the area	3/29/2019 7:44 PM
4	A new, bigger park would be great for Whitworth. There should be something for all ages.	3/29/2019 7:42 PM
5	Anything that benefits the community children and families is good for local area.	3/29/2019 7:40 PM
6	A basket swing and zip wire would be brill.	3/29/2019 7:31 PM
7	A park or playarea that fits with the area	3/29/2019 7:29 PM
8	The park should cater for a wide range of ages with a range of different facilities	3/29/2019 7:23 PM
9	The park needs to be close to estates where children live ie Knowsley Crescent. Wallbank already has the pump track, MUGA but could accommodate more. Tonacliffe is difficult as there are no green spaces nearby - would have to use Wallbank.	3/29/2019 7:01 PM
10	Shawforth need something we have nothing up here not even a shop so our children are in need of a park more than anything.	3/9/2019 4:57 PM
11	Maybe make this play area similar to Fallinge Park to appeal to all ages.	3/9/2019 1:56 PM
12	No	3/9/2019 12:38 AM
13	Keep it clean and monitored	3/8/2019 10:55 PM
14	Ideally the play area will have suitable flooring so it can be used all year round. Grass gets boggy and the park will be used a lot so I wouldn't take my children if they were to get filthy from large muddy puddles	3/8/2019 10:20 PM
15	Nope	3/8/2019 9:35 PM
16	Parking maybe an issue so if not this site then north of the dell. The one at oak street is just too far out for most	3/8/2019 6:44 PM
17	Whitworth needs a new play area for all ages	3/8/2019 4:35 PM
18	Will there be revenue budgets made available to maintain the work done?	3/8/2019 4:23 PM
19	No	3/7/2019 9:53 PM
20	It ought to be a requirement that when new housing areas are approved by the Planning Committee that play spaces should be provided by the developers. It seems incredible that the authorities approved the plans for the large new housing area at the Orama Mill Site without making provision for play – last summer youngsters were playing ball on the grassy buffer zone next to Cowm Park Way when better design of that estate could have sited a play space more safely in the middle of the development. I hope that if the new residential area is approved for the Spring Mill site that these considerations will be to the fore at the design stage and politicians will insist that developers contribute.	3/6/2019 10:07 PM
21	No	2/21/2019 9:47 PM
22	none	2/21/2019 8:40 PM
23	No	2/18/2019 10:04 PM
24	installing cctv on all the playgrounds including the new one would be a good idea	2/16/2019 9:05 PM
25	Agree that Whitworth is in need of a play area.. For younger kids though. Don't design something for the teenagers, they can keep Wallbank kick pitch and ramps... This idea needs to focus on what young families need and want.	2/16/2019 9:57 AM
26	Would be good to have a toddler section and a junior section to cater for all ages. Fenced off so dogs cannot frighten children	2/15/2019 3:31 PM
27	Fully supportive of new provision being made and look forward to hearing more details	2/14/2019 8:19 AM
28	No	2/13/2019 12:35 PM
29	A wooded play area in a nature reserve would promote Whitworth and bring people into the community.	2/13/2019 10:15 AM
30	Go into primary or secondary schools and ask school councils their thoughts. #pupilsvoice	2/13/2019 4:44 AM

## Whitworth Play - Survey

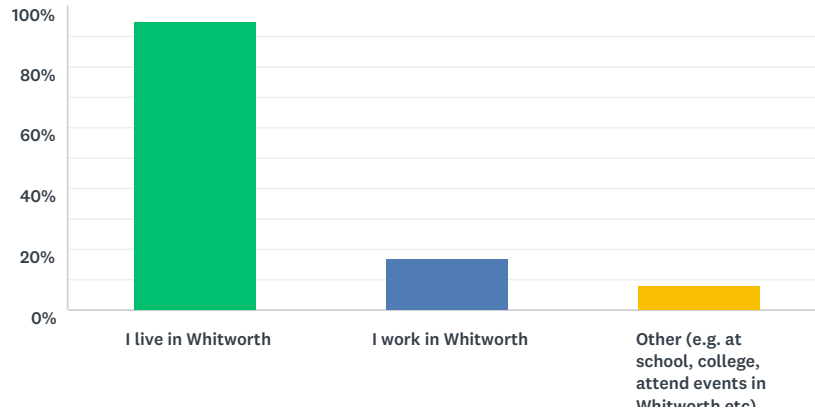
31	The site A & B are too far away from where people live and also in an area in use by any number of insects, birds. and wild life it would be an act of vandalism to chop down the trees in this area and build a playground that after the initial opening will get vandalised just like the MUGA situated on the Massey croft	2/12/2019 9:36 PM
32	No	2/12/2019 9:15 PM
33	No	2/12/2019 6:27 PM
34	Staffed by volunteers or some of the staff	2/12/2019 4:31 PM
35	My concern with all sites wpuld be one of parking facilities if you are encouraging people outside of the area and facilities such as drinks especially in hot weather	2/12/2019 1:21 PM
36	Please hurry up and build one ready for the summer so we can take our children out to play	2/11/2019 3:10 PM
37	A new play area would be fantastic. I think having separate play areas for older and younger kids is a good idea.	2/10/2019 2:25 PM
38	None	2/10/2019 11:26 AM
39	Please consider that building a play area into healey dell may impact the local nature reserve with regards to animal habitat and attractiveness. Area C is a more appropriate area that will benefit most	2/10/2019 12:42 AM
40	No	2/9/2019 7:24 PM
41	Thank you for considering this, it is a great idea for Whitworth.	2/9/2019 7:19 PM
42	No.	2/9/2019 11:38 AM
43	Parking is probably an issue at all three sites	2/9/2019 8:51 AM
44	I have worked in the village of Shawforth for a number of years as a volunteer. This would be for a community the icing on the cake.	2/9/2019 8:50 AM
45	Definitely needed. Hope it goes ahead so excited.	2/9/2019 3:52 AM
46	No	2/8/2019 10:50 PM
47	No	2/8/2019 8:03 PM
48	No	2/8/2019 6:53 PM
49	No	2/8/2019 2:59 PM
50	.	2/8/2019 2:25 PM
51	No	2/8/2019 1:00 PM
52	N/A	2/8/2019 11:24 AM
53	To try and stop teenagers being on the oark and making shre the floor is really padded	2/8/2019 11:22 AM
54	No	2/4/2019 10:21 AM
55	Get our local council to do a little homework on sites before they waste time and money.	2/3/2019 11:35 AM
56	Maybe a brown field site might be even better uf there us one available. One for toddlers us definitely needed as so many groups and clubs in Whitworth have stopped	2/2/2019 1:46 PM
57	The area will need to be monitored for vandalism and litter to make sure it is safe for children	2/1/2019 11:56 AM
58	We really need to look at facilities away from the Wallbank estate as the existing ones are misused by the local youth and are a bit of a no go zone	2/1/2019 11:32 AM
59	Make it vandal proof. Could also include some outdoor gym machines like those at Stubbylee.	1/31/2019 10:24 PM
60	I think a large park/play area would be a great addition to Whitworth and welcomed by all residents. Looking forward to something positive happening for a change.	1/31/2019 10:15 PM
61	N/A	1/31/2019 8:58 PM
62	I hope everyone support these surgeons for a much needed children's play-park on the Wallbank Estate in Whitworth	1/31/2019 6:24 PM
63	Improved facilities/more at Riverside as is the centre of Whitworth and attracts a lot of visitors	1/31/2019 6:16 PM
64	This is a great development for Whitworth, an inclusive adventure play area with spaces to hang out would be brilliant.	1/31/2019 6:04 PM
65	No	1/31/2019 5:09 PM
66	Would be nice to include maybe mud kitchen area or habitats like bug hotel? The equipment should be sturdy and hard to burn or break. The area is dark ajd damp so wood would have to be treated and suitable for those conditions and not something that would grow mould or get slippy	1/31/2019 5:05 PM
67	I think a new play area in Whitworth would be a great idea .	1/31/2019 4:43 PM
68	Dedicated, secure toddler area with upper age limit.	1/31/2019 3:01 PM
69	Paerhaps something could go in the centre of Healey dell, where the tea rooms are	1/31/2019 2:50 PM

## Whitworth Play - Survey

70	Sooner the better	1/31/2019 2:43 PM
71	Barlow bottoms too could be ok as cycle path runs through there also	1/31/2019 2:23 PM
72	I've only been in Whitworth for a year or so, but my perception is there isn't an awful lot going on for kids round here, they definitely deserve a better choice of play facilities. Only parent who have the means to travel to other towns are able to take their kids to decent play areas.	1/31/2019 2:11 PM
73	I think the area would also benefit from an indoor play area too	1/31/2019 2:10 PM

### Q9 About you:

Answered: 238 Skipped: 8



ANSWER CHOICES	RESPONSES	
I live in Whitworth	94.96%	226
I work in Whitworth	17.23%	41
Other (e.g. at school, college, attend events in Whitworth etc)	7.98%	19
Total Respondents: 238		